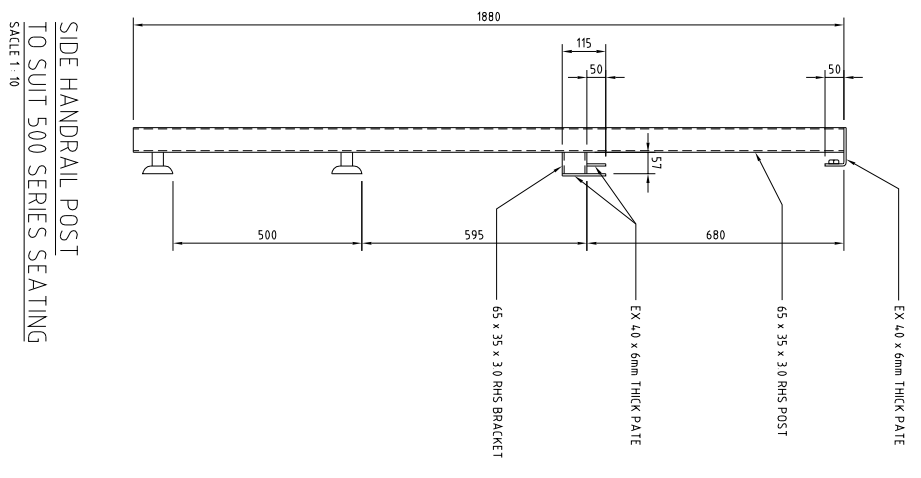
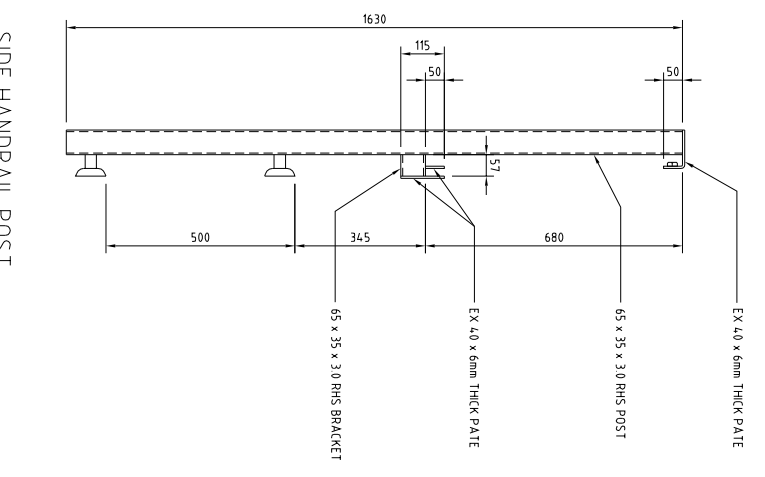

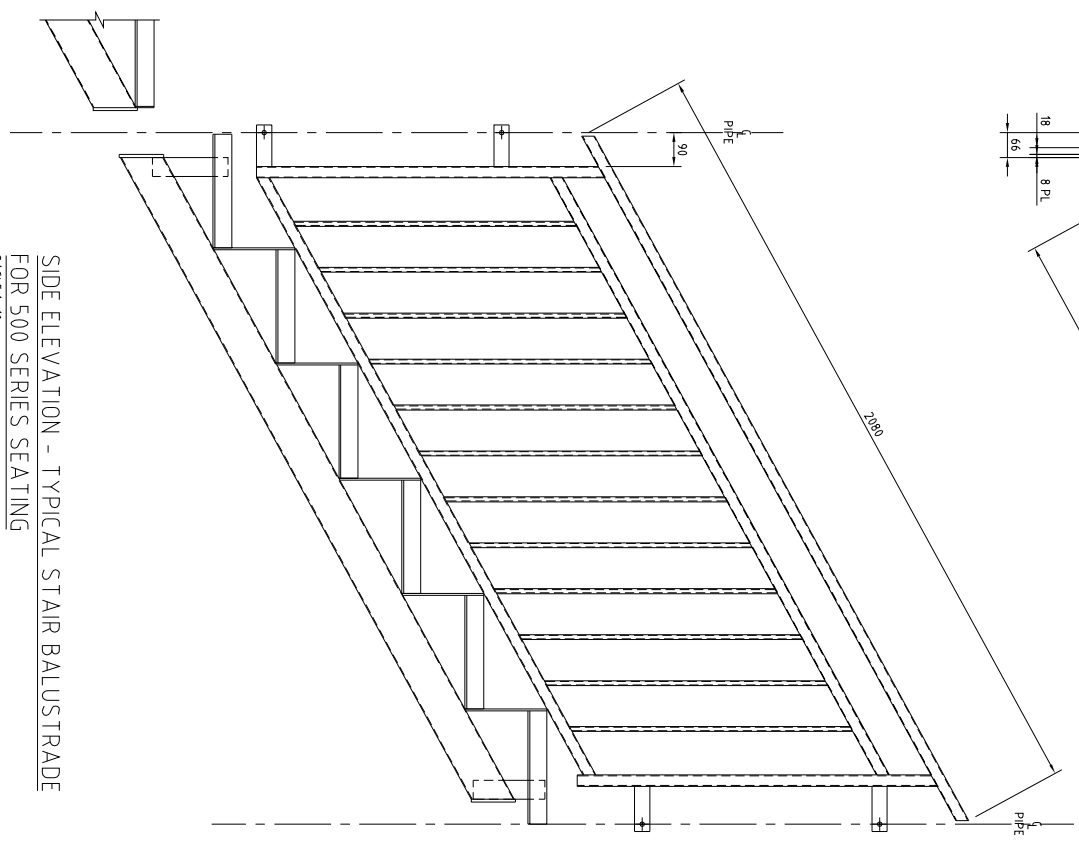


MEMBER SCHEDULE	
MARK	LENGTH (mm)
A	825
B	895
C	945
D	1035
E	490
F	760
G	830
H	905
J	975
K	1045

**GENERAL NOTES**  
 - ALL MEMBERS SHALL BE FULLY WELDED  
 - ALL STEEL SHALL BE DIMETED AFTER FABRICATION  
 - ALL DIMENSIONS ARE OVERALL DIMENSIONS INCLUDING ANGLE CUT

**NOTE**  
 - ALL DIMENSIONS ARE OVERALL DIMENSIONS INCLUDING ANGLE CUT  
 - MEMBERS NOTED IN SCHEDULE TO BE 13 x 13 x 2.0 SHS  
 - ALL OTHER MEMBERS TO BE 30 x 30 x 2.0 SHS



REFERENCE DRAWINGS:		REVISIONS:		DRAWN:		CHECKED:		APPROVED:		DATE:	
DESCRIPTION:		NO.:		DESCRIPTION:		DATE:		DATE:		DATE:	

**GENERAL NOTES**  
 This drawing is the property of Van der Meer and Associates. It must not be re-reproduced, copied or used without the authority of Van der Meer and Associates.  
 This drawing and its contents are electronically generated, are confidential and may only be used for the project for which it was prepared. Van der Meer & Associates will not accept responsibility for any consequences arising from the use of this drawing for other than its intended purpose or where the drawing has been altered, amended or changed either manually or electronically by any third party.  
 This is an uncontrolled document issued for information purposes only, unless the checked sections are signed or completed.  
 Approved dimensions take precedence over scaled dimensions and size drawings. Verify dimensions prior to commencing any work on site.  
 Van der Meer & Associates Pty Ltd  
 41 STUART STREET, NORTHBRIDGE, W.A. 6003  
 Telephone: 61-8-9227 5599 Fax: 61-8-9227 5959  
 Email: vandmeer@vandmeer.com.au

**AKA SEATING SYSTEMS**  
 TYPICAL SEATING DETAILS SHEET 1

**PROJECT LEADER:** JIM VAN DER MEER  
**DESIGNER:** HATTI ARUNDEL  
**DATE:** MAY 2003  
**SCALE:** 1:10  
**DRAWING SIZE:** A1  
**JOB NO.:** DETAILS  
**DRAWING NO.:** REVISIONS: